



- Cover Color:** Black, Blue, Gray, Red, Green or Yellow
- Oil Resistance:** High
- Hose Construction:** Spiral angle design
- Tube:** Nitrile, RMA Class A
- Cover:** Nitrile/PVC, RMA Class A
- Reinforcement:** Spiral polyester
- Temperature Range:** -20°F to +180°F (-29°C to +82°C)
- Packaging:** Reels of 250 ft. (also available in 700 ft)

Push-Loc is the state-of-the-art in push-on hose. It allows push-on style fittings to be inserted into place easily and quickly. No special crimping tools are required. Push-Loc has exceptional coupling retention. The superior holding ability is created by a unique spiral angle design and polyester reinforcement that grips the fitting from the inside. Fittings on Push-Loc will not give even under full working pressure. Push-Loc is available with a 250 PSI working pressure. Push-Loc is a high oil resistant, push-on hose. Its tube and cover make this a very effective, working hose for industrial, warehouse and applications where a convenient push-on hose fitting can be used and value is essential.

KURT HYDRAULICS PUSH-LOC HOSE

| Kurt Part Number | Catalog Part Number Page 32 | Nominal ID/inches | Nominal OD/inches | Reinforcement Spirals | Working Pressure (PSI) | Min. Bend Radius/In | Weight (Lb/Ft) | Color |
|------------------|--------------------------------|----------------------|----------------------|--------------------------|---------------------------|------------------------|----------------|--------|
| KPL-04-250-BLK | KH-404398 | 1/4 | 0.5 | 2 | 250 | 1.5 | 0.09 | Black |
| KPL-06-250-BLK | KH-406398 | 3/8 | 0.63 | 2 | 250 | 2.25 | 0.12 | Black |
| KPL-08-250-BLK | KH-408398 | 1/2 | 0.75 | 2 | 250 | 3 | 0.16 | Black |
| KPL-10-250-BLK | KH-410398 | 5/8 | 0.91 | 2 | 250 | 3.75 | 0.22 | Black |
| KPL-12-250-BLK | KH-412398 | 3/4 | 1.03 | 2 | 250 | 4.5 | 0.25 | Black |
| KPL-04-250-BLU | KH-504398 | 1/4 | 0.5 | 2 | 250 | 1.5 | 0.09 | Blue |
| KPL-06-250-BLU | KH-506398 | 3/8 | 0.63 | 2 | 250 | 2.25 | 0.12 | Blue |
| KPL-08-250-BLU | KH-508398 | 1/2 | 0.75 | 2 | 250 | 3 | 0.16 | Blue |
| KPL-04-250-GRY | KH-604398 | 1/4 | 0.5 | 2 | 250 | 1.5 | 0.09 | Gray |
| KPL-06-250-GRY | KH-606398 | 3/8 | 0.63 | 2 | 250 | 2.25 | 0.12 | Gray |
| KPL-08-250-GRY | KH-608398 | 1/2 | 0.75 | 2 | 250 | 3 | 0.16 | Gray |
| KPL-04-250-RED | KH-704398 | 1/4 | 0.5 | 2 | 250 | 1.5 | 0.09 | Red |
| KPL-06-250-RED | KH-706398 | 3/8 | 0.63 | 2 | 250 | 2.25 | 0.12 | Red |
| KPL-08-250-RED | KH-708398 | 1/2 | 0.75 | 2 | 250 | 3 | 0.16 | Red |
| KPL-04-250-GRN | KH-804398 | 1/4 | 0.5 | 2 | 250 | 1.5 | 0.09 | Green |
| KPL-06-250-GRN | KH-806398 | 3/8 | 0.63 | 2 | 250 | 2.25 | 0.12 | Green |
| KPL-08-250-GRN | KH-808398 | 1/2 | 0.75 | 2 | 250 | 3 | 0.16 | Green |
| KPL-04-250-YEL | KH-904398 | 1/4 | 0.5 | 2 | 250 | 1.5 | 0.09 | Yellow |
| KPL-06-250-YEL | KH-906398 | 3/8 | 0.63 | 2 | 250 | 2.25 | 0.12 | Yellow |
| KPL-08-250-YEL | KH-908398 | 1/2 | 0.75 | 2 | 250 | 3 | 0.16 | Yellow |



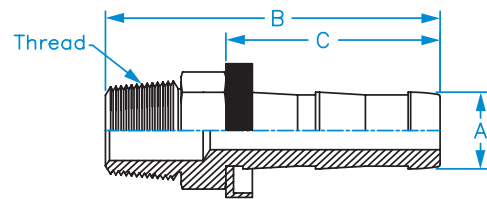
Give us a call today, we'll be happy to earn your business and trust - TOLL FREE 1-866-257-7995
hydraulicsales@kurt.com | kurthydraulics.com

KURT HYDRAULICS PUSH-LOC COUPLINGS



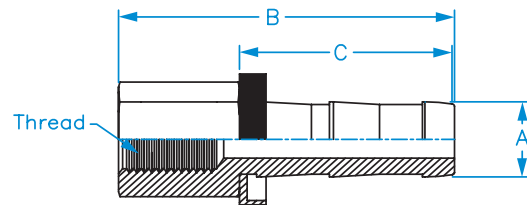
Male Pipe Rigid - Push-Loc

| Part Number | Hose I.D. (in.) A | B | C | Thread |
|-------------|----------------------|------|------|----------|
| MP-04-04-PL | 1/4 | 1.66 | 0.87 | 1/4 - 18 |
| MP-04-06-PL | 1/4 | 1.66 | 0.87 | 3/8 - 18 |
| MP-06-04-PL | 3/8 | 1.76 | 0.97 | 1/4 - 18 |
| MP-06-06-PL | 3/8 | 1.76 | 0.97 | 3/8 - 18 |
| MP-08-04-PL | 1/2 | 1.76 | 0.97 | 1/4 - 18 |
| MP-08-06-PL | 1/2 | 1.76 | 0.97 | 3/8 - 18 |
| MP-08-08-PL | 1/2 | 1.97 | 0.97 | 1/2 - 14 |
| MP-12-08-PL | 3/4 | 2.45 | 1.45 | 1/2 - 14 |
| MP-12-12-PL | 3/4 | 2.45 | 1.45 | 3/4 - 14 |



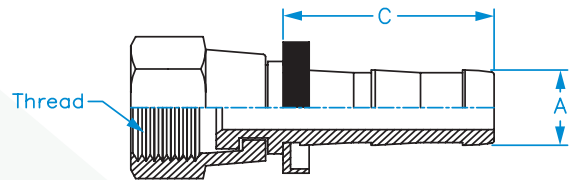
Female Pipe Rigid - Push-Loc

| Part Number | Hose I.D. (in.) A | B | C | Thread |
|-------------|----------------------|------|------|----------|
| FP-06-04-PL | 3/8 | 1.61 | 0.97 | 1/4 - 18 |
| FP-06-06-PL | 3/8 | 1.63 | 0.97 | 3/8 - 18 |
| FP-08-08-PL | 1/2 | 1.77 | 0.97 | 1/2 - 14 |



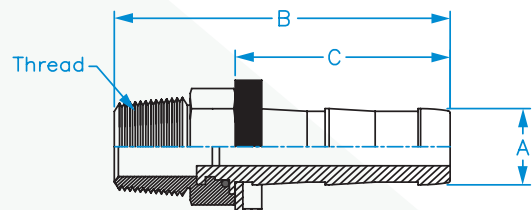
Female SAE Swivel - Push-Loc

| Part Number | Hose I.D. (in.) A | C | Thread |
|--------------|----------------------|------|-------------|
| FSX-04-04-PL | 1/4 | 0.87 | 7/16 - 20 |
| FSX-06-06-PL | 3/8 | 0.97 | 5/8 - 18 |
| FSX-06-08-PL | 3/8 | 0.97 | 3/4 - 16 |
| FSX-08-08-PL | 1/2 | 0.97 | 3/4 - 16 |
| FSX-10-10-PL | 5/8 | 1.45 | 7/8 - 14 |
| FSX-12-12-PL | 3/4 | 1.45 | 1-1/16 - 14 |



Male Pipe Swivel - Push-Loc

| Part Number | Hose I.D. (in.) A | B | C | Thread |
|--------------|----------------------|------|------|----------|
| MPX-04-04-PL | 1/4 | 1.71 | 0.87 | 1/4 - 18 |
| MPX-08-08-PL | 1/2 | 2.00 | 0.97 | 1/2 - 14 |



Female JIC Swivel - Push-Loc

| Part Number | Hose I.D. (in.) A | C | Thread |
|--------------|----------------------|------|-------------|
| FJX-06-06-PL | 3/8 | 0.97 | 9/16 - 18 |
| FJX-12-12-PL | 3/4 | 1.45 | 1-1/16 - 12 |

